



# SOUTHWARK ON REED

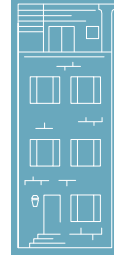
## SITE PLAN

### UNIT TYPES

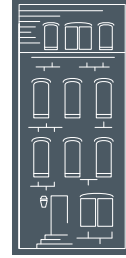
Columbus  
16 Foot



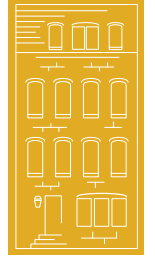
Dickinson  
18 Foot



Jefferson  
20 Foot



Washington  
22 Foot



5TH STREET

DICKINSON STREET

REED STREET

4TH STREET

